



CLARE COMMUNITY

— PRIMARY SCHOOL —

Welcome to Hazel Class
Year 4

Classroom Ethos

- Developing independence – class have set routines for giving out books, pens, first thing in the morning etc
- Children *enjoy* their learning – creative/cross-curricular learning
- Responsibilities to take care of their own belongings, letters, homework and PE/ Games kit
- To ask for help whenever pupils require it
- To promote working together and teamwork

Positive consequences for behaviour

- House points for individual hard work/good learning/kind to others
- Table points for good teamwork/group work
- Showing high quality work to Mrs Loader/Mrs Stranger
- Golden book for showing the school values - CLARE



Year 4 Timetable Hazel Class

Day	Registration 8.45-9.00	Accelerated Reading 9.00-9.30	Lesson 1 9.30-10.30	Assembly 10.30-10.45	Break 10.45-11.00	Lesson 2 11-12	Lunch 12.00-1.00	1.00 - 1.15 Maths meetings with pupils- Times Tables Rockstars tests	Lesson 4 1.15-2.00	Lesson 5 2.00-3.00	Last 15 minutes of the day Class Text	
Monday	Recount your weekend	↓	Maths	Wednesday is Key Stage Assemblies		Lit			Rot w/ Matthew PE	Rot w/ Matthew RE		
Tuesday	Handwriting Letter join		Maths			Lit			Music	PE		
Wednesday	Topic handwriting Spelling tests		Maths			Lit			Topic			
Thursday	Handwriting		AR			Shape/ measures w/ TI			Spelling lessons <u>Twinkl</u> plans	Science		
Friday	Reading/Big Write targets		Big Write			Maths			Comp uting	Art		

Literacy

- A modern classic – "The Jungle Book"
- Stories from other cultures – "Rama and Sita"
- Persuasive writing – Travel brochure for India
- Instructions – Cooking and baking

Mathematics

- Number and place value
- Adding and subtracting
- Multiplication and division
- Time

Topic (Geography and History)

- Geography – Indian Summer (8 weeks)
- History – Chocolate (4 weeks)

Science

- Living things and their habitat
- States of Matter

Art and DT

- Textiles
- Printing
- Designing and creating food products including packaging

Hazel class

Autumn term

Religious Education

- Hinduism – Religion and the individual, Inspirational people

Music

- Clarinet lessons in school

Physical Education


- Dance and rugby
- Gymnastics and football

Computing

- Research skills and Coding with Scratch.


Cross Curricular Links

- Where possible we try to include the topic in other areas of the curriculum.
- For example this term we will produce art inspired by India, use stories from India in English lessons, and study Hinduism in RE.



Mantle of the expert

- Each topic will have an opportunity for the children to become 'experts', performing a task for a specific purpose.
- This will be open ended and child led.
- Indian Summer- Travel advertisement/brochure for a holiday company



Indian Summer

Full steam
ahead

Key Skills in Mathematics

- The main area of maths this term will place value
- Understanding place value up to 10,000s
- Mental addition and subtraction
- Mental multiplication and division
- Times Tables!



Fluency skills

Fluency

Draw a place value grid into your book for each number. Show the original number and the answer.

Extra challenge: Write the answer in words.

Th	H	T	O	.	t
		8	2		
	8	2	0		

Eight hundred and twenty

$82 \times 10 = \underline{\quad\quad\quad}$

$42 \times 10 = \underline{\quad\quad\quad}$

$66 \times 10 = \underline{\quad\quad\quad}$

$56 \times 10 = \underline{\quad\quad\quad}$

$14 \times 10 = \underline{\quad\quad\quad}$

$63 \times 10 = \underline{\quad\quad\quad}$

$58 \times 10 = \underline{\quad\quad\quad}$

$42 \times 10 = \underline{\quad\quad\quad}$

Problem solving skills

- Open ended investigation
- Working systematically
- Logical problems
- Pattern spotting
- Working backwards

Problem solving

Annie has multiplied a whole number by 10

Her answer is between 440 and 540

What could her original calculation be?

How many possibilities can you find?

Reasoning skills

- Show me
- Convince me
- Always, sometimes, never
- Prove that I am wrong/
Spot the mistake/
What did I do wrong?

Always, Sometimes, Never

If you write a whole number in a place value grid and multiply it by 10, all the digits move one column to the left.

English Key Skills

- **Spelling & Handwriting**
 - Use the first two or three letters of a word to check its spelling in a dictionary
 - Write from memory simple sentences, dictated by the teacher
 - Use the diagonal and horizontal strokes needed to join letters
- **Vocabulary, Grammar and Punctuation**
 - Use conjunctions, adverbs and prepositions to express time and cause
 - Use commas correctly and write complex sentences
- **Weekly Big Write** focusing on a skill taught previously in the week

Science

Scientific Enquiry Skills

Planning

1. Create a plan for your investigation.
2. Decide what you need to find out
3. List the equipment and apparatus you might need
4. Think about how you will collect your information
5. Assess any hazards you might encounter.



Scientific Enquiry Skills

Investigation

1. Make sure your experiment or investigation is a fair test.
2. Make sure you collect your information carefully.
3. Collect your information as accurately as you can.
4. Check your findings and record the results clearly



Scientific Enquiry Skills

Analysis and Evaluation

1. Present your results in a clear and effective way (e.g. table, graph etc.).
2. Analyse the information, looking for trends or patterns.
3. Draw conclusions from your results.
4. Look at you evidence. Could you make any improvements to your process?



Things to remember




- Please make sure your child has their name on ALL of their equipment including lunch-boxes, pencil-cases, clothes and shoes.
- Every child needs a named water bottle at school to stay hydrated through the day. This really helps their brain-power too!
- Please send a pair of old shoes/wellies that your child can play in when the field gets a little muddy.



- Homework is given out at the start of each term/half term
- Each week, children can bring in the work they have completed for house points!

Spellings will be tested every Wednesday morning. Please practise at home!
High frequency words this half term!

- Please encourage your child to work neatly and clearly, and where possible independently.
- It is not expected that children spend more than 1 hour on homework.



Being able to read fluently really boosts a child's *self*-esteem and helps them to work more independently.

Where possible please listen to your child read every day, or at least 5 times a week and sign their Reading Record book. This should also be brought into school every day.



- Children must have their PE kit at school every day. Sometimes this is used if a change of clothes is needed.

- An inside and outside kit will be required. This includes a tracksuit or jogging bottoms and a warm jumper or sweat shirt. Trainers are needed for outdoor PE.

- Rules for jewellery are that no earrings can be worn on PE day.

- PE lessons are Monday and Tuesday.





Thank you for attending and I
look forward to getting to know
the class and seeing you for
upcoming events